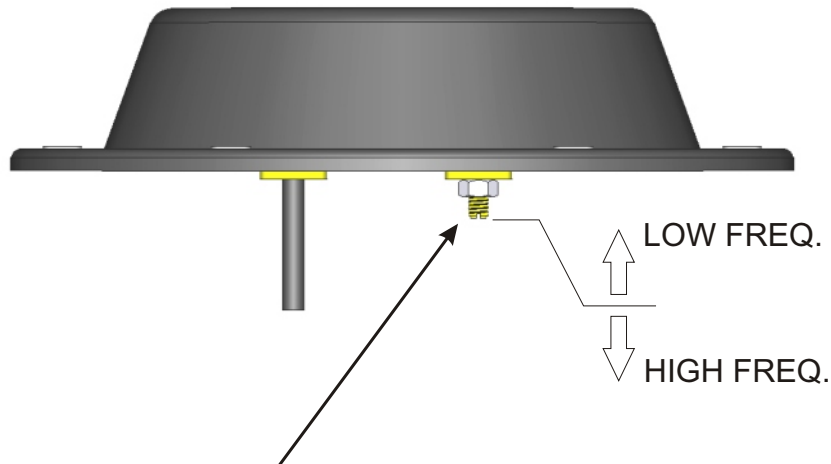


TUNING INSTRUCTIONS



- Connect your SWR-meter between the antenna connector and the transceiver
- Turn the screw to select the desired resonant frequency
- Lock the screw with the exagonal nut

LPA Series

Low Profile Antennas

2 dBi UHF Mobile Antenna 380...470 MHz



DESCRIPTION

Low profile mobile antennas for UHF band designed for use on vehicles operating under severe height limitations such as buses, trains, trams, etc.
This antenna is suitable for ceiling mount installation too. The radome is watherproof to ensure long life. Radiation is omnidirectional and the antenna is vertically polarized

Electrical Data

Type	LPA 380	LPA 420
Frequency Range	Tunable from 380 to 430 MHz	Tunable from 420 to 470 MHz
Impedance	50	
Radiation (H-plane)	360° Omnidirectional	
Radiation (E-plane)	Beamwidth @ -3dB = 78°	
Polarization	Linear Vertical	
Gain	2 dBi (0 dB ref. to 1/4 whip) @ resonant freq.	
SWR	Typically 1.5 @ resonant freq.	
Bandwidth @ SWR 2	Typically 2.5% @ centre freq.	
Max Power	100 Watts (CW) @ 30°C ambient	
Grounding Protection	All metal parts are DC-grounded, Inner conductor is coupled capacitively	
Cable/Connector	RG58 C/U 1m / BNC male (Other terminations available)	
Remark	Optimum performance is achieved when the antenna is fitted to a metallic ground plane or roof 1/2 square	

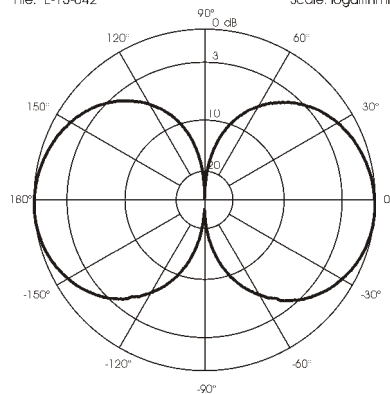
Mechanical Data

Materials	ABS UV stabilized, aluminium, brass
Operating temperature	-40°C to + 80°C
Dimensions (approx.)	183mm, height 36mm
Weight (approx.)	400 gr

TYPICAL RADIATION PATTERN in E-plane at mid-band

File: E-13-042

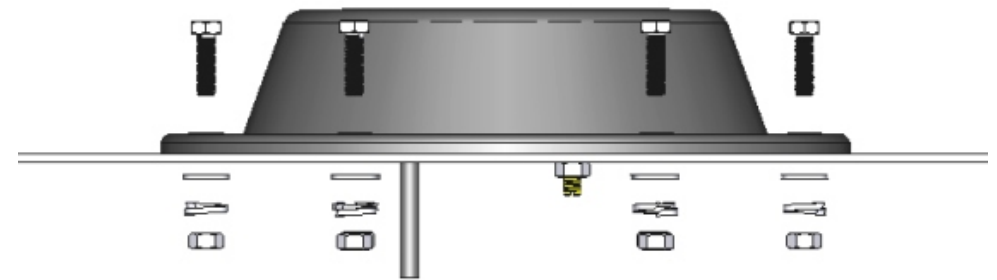
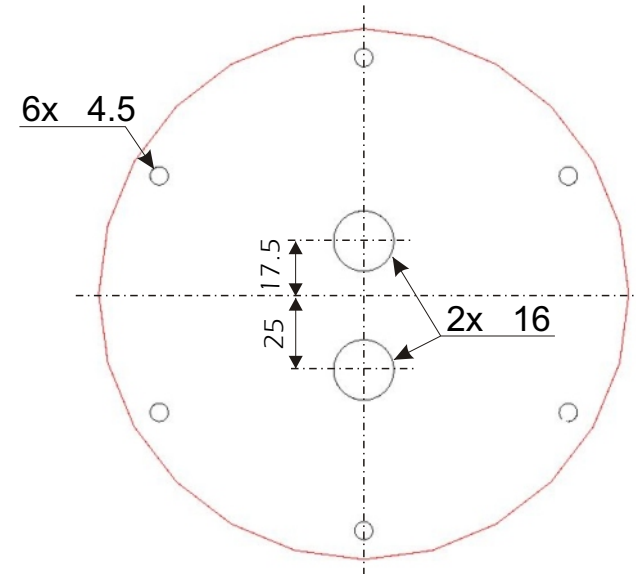
Scale: logarithmic



MOUNT INSTALLATIONS

Installation:

- Fix the template on the portion of surface (flat and centered on the vehicle) closed to apply the antenna.
- Drill holes like indicated .



Part list

Q.ty	Description
6	M4x30 Phillips screw
6	M4 washer
6	M4 Serrated lock washer
6	M4 Hexagonal nut

LPA series - Hole template

- Fix the template on the portion of surface (flat and centered on the vehicle) chosed to apply the antenna.
- Drill holes like indicated .

